

Long Lowry

45  
Readymade Production




43

DET  
PAGE: ...  
TOTAL:  
TRADE:

**READYMADE  
PRODUCTION**






5

# **SYLLABUS FOR READYMADE PRODUCTION**

**UNDER CODE OF REGULATION FOR  
INDUSTRIAL SCHOOLS**

**AS APPROVED BY**

**DEPARTMENT OF EMPLOYMENT AND TRAINING  
CHEPAUK  
CHENNAI - 600 005.**



**LIST OF COMMITTEE MEMBERS FOR THE TRADE OF  
READYMADE PRODUCTION**

1. **Thiru Sundararajan**  
Regional Joint Director  
Chennai Region
  
2. **Thiru. P. Dwaraka**  
Assistant Director of Training
  
3. **Thiru T.N. Velmurugan**  
Retd. Deputy Director, (IS)
  
4. **T. Ester Ruby Thangam**  
Training Officer, BTC, Ambattur
  
5. **Uma Maheswari**  
Training Officer, (Retd.), Govt. I.T.I., (WO)  
Gunidy

### COURSE DETAILS

**Name of Trade** : **READY MADE PRODUCTION**

**Qualification** : **VIII Pass**

**Age** : **14-40 Years**

**Duration** : **1Year**

**Number of Trainees** : **20**

**Number of Practical hours** : **32 hrs. per week**

**Number of Theory Hours** : **12 hrs. per week**

**Space Required**


**Workshop** : **400 sq. feet**

**ClassRoom** : **200 sq. feet**

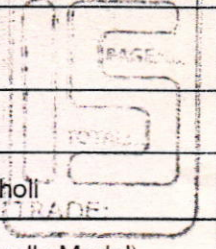
**Power Required in KW** : **2 k.w.**

# READYMADE PRODUCTION

## WEEKWISE SYLLABUS



| Week No. | THEORY  | Week No. | PRACTICAL  |
|----------|---|----------|--|
| 1        | Stitches and their varieties  | 1        | Types of sleeves   |
| 2        | Basting, permanent and decorative stitches.   | 2        | Types of sleeves   |
| 3        | Types of seams<br>Types of Hemmings   | 3        | Types of Pockets, cut pocket, single and double bone pocket, cross pocket.           |
| 4        | Types of pleats and Gatherings  | 4        | Types of necks.  |
| 5        | Types of facings  | 5        | Types of collars.  |
| 6        | Smocking and Honey comb and their different types.                                      | 6        | Round collar, dog collar, Peter pan collar   |
| 7        | Mending and patching  | 7        | Shawl collar, one piece collar, Tennes collar  |
| 8        | Sewing threads their number and size, classification and uses.                          | 8        | Tie collar, Bandwith fill collar   |
| 9        | Textile fabrics - such as cotton, suli, wool, linen and Rayon and their standard width. | 9        | Types of openings.   |
| 10       | Right and wrong side of the fabric.   | 10       | False and extended open, Equal open, Zip open, Fly open, Kitha Open, shirt open etc. |
| 11       | Selection of fabrics for ladies, gents and children.                                    | 11       | Hand Kerchief (Different types)  |
| 12       | Types of sewing Machine and its discription, operation and adjustments.                 | 12       | Napkin and Neckbuibs   |
| 13       | Special attachments and their uses.   | 13       | Pillow covers, Table cloth with embroidery   |
| 14       | Care and maintenance fo sewing Machine.   | 14       | Pillow covers, Table cloth with embroidery   |
| 15       | Correct sitting postime while at work.  | 15       | Children clothes<br>Jatty - Different styles   |
| 16       | Needle and their number, Size and its uses.   | 16       | Sunsuit  |
| 17       | Stitching operations and rightway of holding the materials to be stitches.              | 17       | Types of Petticoat   |
| 18       | Human body and its various parts.   | 18       | Types of Petticoat   |
| 19       | Human body formatino their movements and functinos effects on garments.                 | 19       | Princess petticoat   |
| 20       | The customers informity, portial development, overdevelopment.                          | 20       | Types of Petticoat - smart fitting petticoat   |
| 21       | Determination of upnormal requirements in the making of garments.                       | 21       | shoulder strap petticoat   |
| 22       | Types of figmas   | 22       | Types of frock - Yoke frock, Types of Yokes  |
| 23       | Types of figmas   | 23       | Girls Frock  |
| 24       | Measurements and units of measures.   | 24       | Stitching of ordinary blouse   |
| 25       | Measurements and units of measures.   | 25       | Drawings, Drafting, cutting and making of cut choli                                  |



| Week No. | THEORY   | Week No. | PRACTICAL  |
|----------|--|----------|--|
| 26       | Measuring tape and its uses.   | 26       | Cut choli stitching  |
| 27       | Method of taking measurements and their record.  | 27       | Kateri choli and Raglon sleeve choli   |
| 28       | Relation between Inches and Cms.   | 28       | Six piece petticoat - Inskirt (Umbrella Model)                                   |
| 29       | Measurement chart preparation.   | 29       | Six peices petticoat - frill, Scalloping, eyelet hole, Embroidary at the bottom. |
| 30       | Relation between height, width and shoulder measures.                                    | 30       | Stitching of Half skirt, Midi  |
| 31       | Differentiate between Ladies and gents garments.   | 31       | Stitching of Half skirt, Midi  |
| 32       | Drafting and testing, Laying and adjustment in lenght and width                          | 32       | Stitching of Night - Different Models and styles.                                |
| 33       | Artistic and stylish drafting on cloth.  | 33       | Stitching of Night - Different Models and styles.                                |
| 34       | Principles of cutting garments.  | 34       | Stitching of salwar chudidhar & Khamese  |
| 35       | Trying and fitting of garments.  | 35       | Stitching of salwar chudidhar & Khamese  |
| 36       | Common defects in different types of garments and the descriptions, causes and remedies. | 36       | Half sleeve shirt  |
| 37       | Stain removeal   | 37       | Half sleeve shirt  |
| 38       | Characteristic of well finished garments.  | 38       | "T" Shirt  |
| 39       | Planning of Readymade garments preparing   | 39       | "T" Shirt with different openings and fastenens.                                 |
| 40       | Costing of Readymade garments  | 40       | Full sleeve shirt  |
| 41       | Costing of Readymade garments  | 41       | Full sleeve shirt  |
| 42       | Tailoring in an Art and Industry   | 42       | Belted shirts  |
| 43       | Classification and Identification of diferent fibers and fabrics.                        | 43       | Belted shirts - different types of pockets, pleated shorts.                      |
| 44       | Classification and Identification of diferent fibers and fabrics.                        | 44       | Types of kunthas Nehru Kuntha  |
| 45       | Special features for Male and female figmes effects of garments making                   | 45       | Kalidas Knitha   |
| 46       | Calculation the quantity of material for used in different garments.                     | 46       | Kalidas Knitha   |
|          |  | 47       | full part stitching  |
| 47       | Right way of attending the customers.  | 48       | Full pant stitching.   |
| 48       | Right way of attending the customers.  | 49       | Full pant stitching.   |
| 49       | Sales man ship, Training - Booking of order, preparation of bills and issue of receipts. | 50       | Revision   |
| 50       | Revision   | 51       | Revision   |
| 51       | Revision   | 52       | Exam   |
| 52       | Exam.  |          |  |

## Industrial School

### Long Term Trade - Syllabus – Revised

Name of the Trade : READY MADE PRODUCTION

Space required:

Workshop / Lab : 400 Sq. ft.

Class Room : 200 Sq. ft.

Trade Theory : NO CHANGE

Trade Practical : NO CHANGE

### TOOLS AND EQUIPMENT FOR THE TRADE :

| S/NO | NAME OF THE ITEM   | QUANTITY<br>REVISED |
|------|--|---------------------|
| 1    | TREADLE MACHINE (LOCK STITCH, DROP FEED, FLAT BED TREADLE) | 10                  |
| 2    | SCISSORS 25 CM   | 20                  |
| 3    | SHEARS 9"  | 20                  |
| 4    | MAKING WHEEL   | 20                  |
| 5    | MEASURING TAPE (INCH TAPE)                                 | 20                  |
| 6    | TAILORS SQUARE METRIC                                      | 20                  |
| 7    | LEG SHAPER FOR TROUSER                                     | 10                  |
| 8    | FRENCH CURVE SET NO. 17                                    | 20                  |
| 9    | PAPER SCALE 1:4 ,1:9                                       | 20                  |
| 10   | FINGER THIMPLES  | 20                  |
| 11   | PATTERN NOTCHES  | 20                  |
| 12   | TAILORS WOODEN GRANDMATED 'L' SQUARE                       | 20                  |
| 13   | OVER LOCKING MACHINE 3-5 THREAD (TWIN NEEDLE – MOTORIZED)  | 1                   |
| 14   | TREADLE MACHINE MOTORIZED 1/8 AP                           | 1                   |
| 15   | FASHION MAKER  | 1                   |
| 16   | SHEARS 12 "  | 1                   |
| 17   | PINKING SHEARS 9"  | 4                   |



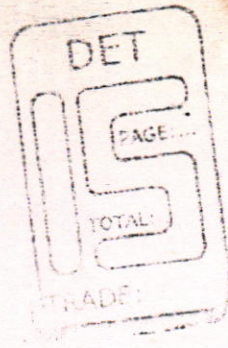
| S/NO | NAME OF THE ITEM  | QUANTITY REVISED |
|------|---|------------------|
| 18   | <b>DRESSFROM DUMMIES</b><br>a. LADIES 8, 10 (HALF) 12 (FULL)<br>b. GENTS 40, 42 (FULL) c. CHILDREN NO: 4 (FULL) | 1 EACH           |
| 19   | <b>MILTON CLOTH (DOUBLE WIDTH X 2 MTS)</b>  | 8                |
| 20   | <b>NYLON BRUSH</b>  | 4                |

**PRESSING EQUIPMENTS**

| S/NO | NAME OF THE ITEM  | QUANTITY REVISED |
|------|---|------------------|
| 1    | <b>ELECTRIC IRON</b>                                    | 4                |
| 2    | <b>PRESSING TABLES</b>                                  | 2                |
| 3    | <b>DUPLEX BOARD</b>                                     | 2                |
| 4    | <b>RUBBER NAT FOR PRESSING TABLE</b><br>SIZE 90 X 60 CM | 4                |
| 5    | <b>WATER POT FOR PRESSING TABLE</b>                     | 1                |
| 6    | <b>BLANKET FOR PRESSING TABLE 5 X 8 FT</b>              | 4                |
| 7    | <b>SPONGE NYLON FOR PUTTING WATER</b>                   | 16               |

**FURNITURE**

| S/NO | NAME OF THE ITEM  | QUANTITY REVISED |
|------|---|------------------|
| 1    | <b>DISPLAY BOARD GLASS COVER</b><br>(FOR HANGING FINISHED DRESS)  | 2                |
| 2    | <b>PATTERN HANGING HOOKS</b>                                      | 6 DOZEN          |
| 3    | <b>DRAFTING TABLE 150 CM X 90 CM X 90CM</b>                       | 8                |
| 4    | <b>PATTERN HANGING ANGLESS STEEL</b>                              | 6 DOZEN          |
| 5    | <b>TRIAL ROOM SIZE 4' X 4' WITH MIRROS</b><br>SIZE 150 CM X 60 CM | 1                |
| 6    | <b>WASTE PAPER BASKET</b>   | 2                |
| 7    | <b>FIRE BUCKETS</b>   | 2                |
| 8    | <b>FIRE EXTINGUISHER</b>  | 1                |
| 9    | <b>FIRST AID KIT</b>  | 1                |



## **ACHIEVEMENTS**

### **READYMADE PRODUCTION**

In this fast moving world, people neither have patience nor have time to get their things done. Export garment Industry in India has picked up very well, placement opportunities are immense for both men and women. It can be run either as a small unit or on large scale. Funding is also not a problem if any one want to set up an unit.

The curriculum on 'Readymade Garments' has been so designed that it covers all the important aspects to be taught under this. Any are opting for this branch and undergoing this course will get moulded into a full form entrepren. Self sustainability is another advantage with this course.